


Board Meeting February 8, 2024

Consent Agenda

- | | |
|-------------------------------------|---------------|
| 1. Agenda | CA 1-2 |
| 2. Public Announcements | CA 3-4 |
| 3. Minutes: October 12, 2023 | CA 5-7 |



Early Learning Coalition of Escambia County
Board Meeting Agenda
February 8, 2024, at 10:00 a.m.


Pages

- I. Welcome and Introductions**
- a. Notification of this meeting of the Board of Directors was posted to the Coalition Public Calendar Board and sent to the Pensacola News Journal for publication on January 29, 2024.
- II. Public Comments**
- III. Chair Opening Comments**
- a. Approval of Consent Agenda: Meeting Agenda, Minutes of December 14, 2023 **(BA)**
CA 1-CA 7
- IV. Executive Committee Report** **1**
- a. Warren Averett A-133 Audit 2021-2022 Report Presentation **(BA)** See attached
b. Board Orientation April 2024 **(BA)**
- V. Executive Director's Report** **2-3**
- a. Coalition Status Reports: Financial Snapshot - December 2023 Invoice Dashboard, Enrollment/Wait List Status Report and Contracting Summary Report **(D)** **4-9**
- VI. Old Business**
- a. ARPA Grant Funding – Update **(D)**
b. Joyce Griffin Center **(D)**
c. ECT New Director Starts 12FEB24 **(I)**
- VII. New Business**
- a. IACET **(D)**
b. MIP Kick Off **(D)**
c. Phone System Changes – Update **(D)**
d. Brownsville At-Risk Care – Update **(I)**
e. Little Free Library Thank You Card **(I)**
f. Dr. Suess Day March 5, 2024 **(D)** **10**
- VIII. Audits and Reviews in Progress**
- a. DEL Financial Review 2023-2024 – In Progress, On site February 12-16 **(I)**
- IX. Adjourn**

Key: **(BA)** = Board Approval **(D)** = Discussion **(I)** = Information **Att** = Attached file

The mission of the Early Learning Coalition of Escambia County is to identify and meet the needs of children and families to lay the foundation for lifetime success by: maximizing each child's potential, preparing children to enter school ready to learn, and helping families achieve economic self-sufficiency.


CA 1



**Next Meeting: Thursday, April 11, 2024, at 10:00 a.m. at the Early Learning Coalition offices,
1720 W. Fairfield Dr., Suite 100/400, Pensacola, FL 32501**

Key: (BA) = Board Approval (D) = Discussion (I) = Information Att = Attached file

The mission of the Early Learning Coalition of Escambia County is to identify and meet the needs of children and families to lay the foundation for lifetime success by: maximizing each child's potential, preparing children to enter school ready to learn, and helping families achieve economic self-sufficiency.



Early Learning Coalition of Escambia County

1720 West Fairfield Drive, Suite 100/400
Pensacola FL. 32501

DATE: January 29, 2024

PUBLIC SERVICE ANNOUNCEMENT

A meeting of the legislatively mandated Early Learning Coalition of Escambia County

Board Meeting will be held on Thursday, 8th of February at 10:00 a.m.

at the
Early Learning Coalition of Escambia County
1720 West Fairfield Drive, Suite 100/400
Pensacola, FL. 32501

The agenda and meeting materials will be posted to www.elcescambia.org.
For more information, or to receive an invite to the full virtual meeting, call or email:
Bruce Watson, Executive Director at (850) 607-7620 or askelc@elcescambia.org.

The meeting may be accessed by:

Joining the Zoom Meeting:

<https://us02web.zoom.us/j/82113620200?pwd=N3RGUmlaVk1XMzhFYmx1YUMyYTNFUT09>

Meeting ID: 821 1362 0200

Passcode: 439183



Renee Maxwell

From: Renee Maxwell
Sent: Monday, January 29, 2024 8:58 AM
To: Pensacola News Journal (business@pnj.com)
Subject: Public Service Announcement February 2024

Good morning,

Please post the following February 2024 meeting in your free government meeting calendar for the Early Learning Coalition of Escambia.

Board Meeting will be held on Thursday, February 8th, 2024, at 10:00am.

The meeting will be held at the Early Learning Coalition of Escambia County at
1720 West Fairfield Drive Suite 100/400 Pensacola, FL. 32501

The meeting may be accessed by:

Joining the Zoom Meeting

<https://us02web.zoom.us/j/82113620200?pwd=N3RGUmlaVk1XMzhFYmx1YUMyYTNFUT09>


Meeting ID: 821 1362 0200
Passcode: 439183

Thank you.

Renee Maxwell
Administrative Aide
Early Learning Coalition of Escambia County
1720 West Fairfield Dr.
Suite 100/400
Pensacola, FL 32501

rmaxwell@elcescambia.org www.elcescambia.org
Main: 850-595-5400, Direct Office Line: 850-595-5402

Sunshine Law and Public Records Caution: 1) The Florida Government in the Sunshine Law prohibits discussion outside of a duly noticed meeting between any two or more Early Learning Coalition of Escambia County board members regarding any matter that may come before the Board. This prohibition extends to discussions via email. 2) Furthermore, most email communications made or received by the Early Learning Coalition of Escambia County members or staff are considered public records that must be retained and, upon request, made available to the public and media.



**Early Learning Coalition of Escambia County
Board Meeting Minutes
December 14, 2023, 10:00 a.m.
Chair: Van Mansker**

Members in Attendance

Van Mansker	Brian Wyer	Deborah Tucker
Melissa Sidoti	Roger Thompson	Shannon Nickinson
Tammy Hicks	Mona Jackson	Reginald Dogan
Richard Wright	Tammy Abrams	Cindy Kirk
Mary Ann Bickerstaff	Paul Fetsko	Melissa Birdsall
Craig Jones	Bambi Sealy	

Members Absent

Edna Williams	Tarae Donaldson	Melody Meier
Shaondra Primm		

Public in Attendance

None

Staff in Attendance

Bruce Watson	Dawn Engel	Melissa Jennings
Nina Daniels		

I. Welcome and Introduction

Notification of this meeting of the Board of Directors was posted to the Coalition Public Calendar Board and sent to the Pensacola News Journal for publication on December 1, 2023. The meeting was called to order by Mr. Mansker.

II. Public Comments

a. None.

III. Chair Opening Comments


a. Approval of Consent Agenda: Meeting Agenda, Minutes of October 12, 2023

Upon a motion made by Mr. Wyer and seconded by Mr. Jones, approval of the Consent Agenda, Meeting Agenda and Minutes of October 12, 2023, was approved without objection.

b. Addition to the Meeting Agenda: Appointment of Bambi Sealy to the Board

Upon a motion made by Mr. Fetsko and seconded by Ms. Sidoti, it was approved without objection to add the appointment of Bambi Sealy to the Board to the meeting Agenda.

c. Appointment of Bambi Sealy to the Coalition Board.



Ms. Bambi Sealy has been appointed by The Department of Children and Families to be their designated representative to the Board. Upon a motion made by Mr. Fetsko and seconded by Ms. Sidoti, it was approved without objection to appoint Ms. Bambi Sealy to the Board of Directors.

IV. Executive Committee Report:

a. Appointment of Edna Williams to a Second Term

Upon a motion made by the Executive Committee and seconded by Ms. Hicks, the appointment of Edna Williams to a second term was approved without objection.

b. Appointment of Shannon Nickinson to a Second Term

Upon a motion made by the Executive Committee and seconded by Ms. Hicks, the appointment of Shannon Nickinson to a second term was approved without objection.

c. Appointment of Mona Jackson to a Second Term

Upon a motion made by the Executive Committee and seconded by Ms. Hicks, the appointment of Mona Jackson to a second term was approved without objection.

V. Executive Director's Report

a. Financial Snapshot – October 2023 Invoice Dashboard

Through October the Coalition has spent \$5.1 million of the \$17.3 million SR grant which is 29.6%. Admin was 2.4%, Non-Direct 17.5% and Quality 9.0%. VPK Admin was under 4% at 3.6% as predicted now that the Coalition has started paying for VPK services for the year.


b. Coalition Status Reports: Enrollment/Wait List Status Report, and Contracting Summary Report

There are 2,506 children enrolled in the School Readiness program of which 90 are SRMT and 962 are school-age children. There are 666 children on the waitlist. 37 children were pulled from the wait list on December 13, 2023. Their parents applied for services at the end of June. There are 1,680 children enrolled in the VPK School Year Program. There are 84 SR Providers, and 73 VPK Providers.

VI. Old Business

a. ARPA Grant Funding - Update

The Coalition has begun spending the ARPA Discretionary and ARPA Early Learning Discretionary grants, spending over 2\$ million in November alone. The Coalition is using sole source and RFP processes that are charting new ground in procurement. The first sole source application was approved by the DEL. This was for purchase of Teachings Strategies curriculum materials totaling \$350,000.



The Coalition wants to purchase the Marco Polo web-based learning program that interacts with teachers and children in the classroom and has a family engagement piece that follows the children home. Due to the cost, a RFP had to be put out. There were two offers submitted. The two companies were Marco Polo and HATCH. Both offers were reviewed and scored. Marco Polo scored a 100 while HATCH scored a 90. The RFP was submitted to EXCOM and was approved for submission to the Board. Upon a motion made by Mr. Fetsko and seconded by Ms. Nickinson, the RFP and contract with Marco Polo was approved without objection.

b. Joyce Griffin Center - Update

The Coalition has raised over \$330 through donations for the plaque to dedicate the Training Room. The total costs are estimated to be \$500. Once sufficient funds are raised the plaque will be purchased and a date and time will be set for the dedication ceremony. Several donations were made at the end of the meeting which got the Coalition to the goal needed to order the plaque. The plaque will be ordered by the end of the week.

VII. New Business

a. RFP for Accounting Program

Only one company responded to the Accounting Program RFP. MIP Fund Accounting, that offers a cloud-based program, submitted a bid that has a one-time implementation cost of \$26,255.00, an annual service cost of \$7,300.00 and a total cost of \$48,125.00 for the 3-year contract. This is the company that two thirds of the Coalitions are using. There will be a window of 3-6 months for the transition and training to take place. The goal is to have the system in use by July 1, 2024. Upon a motion made by Mr. Thompson and seconded by Mr. Jones, the RFP response and authorization to contract with MIP for 3 years was approved without objection.

b. Governor's Holiday Closure Announcement

The Governor authorized State Offices to be closed for the day before Thanksgiving, the day after Christmas, December 29, 2023, and January 2, 2024. The DEL has confirmed that Coalitions are authorized to be closed for business on these days as well.

VIII. Audits and Reviews in Progress

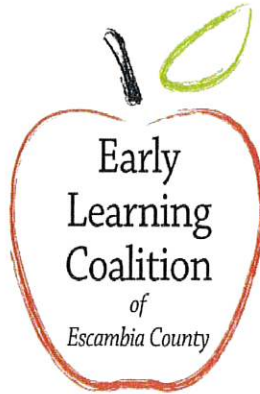
a. Warren Averett A-133 Audit 2021-2022

The draft report has been reviewed. The final report is expected to be presented at the January EXCOM, and the February Board meeting.

VIV. Adjourn

The meeting was adjourned at 10:49 a.m.


Next Meeting: Thursday, February 8, 2024, at 10:00 a.m. at the Early Learning Coalition offices at 1720 West Fairfield Dr., Suite 100/400, Pensacola, FL 32501



Board Meeting February 8, 2024

Meeting Package

1. Executive Committee Report	1
2. Warren Averett A-133 Audit 21/22 Report	Att
3. Executive Director's Report	2-3
4. Financial Snapshot	4
5. Enrollment/Wait List Status Report	5-7
6. Contracting Summary	8-9
7. Little Free Library Thank You Card	10




Early Learning Coalition of Escambia County
Board Meeting Agenda
February 8, 2024, at 10:00 a.m.

Pages

- I. Welcome and Introductions**
- a. Notification of this meeting of the Board of Directors was posted to the Coalition Public Calendar Board and sent to the Pensacola News Journal for publication on January 29, 2024.
- II. Public Comments**
- III. Chair Opening Comments**
- a. Approval of Consent Agenda: Meeting Agenda, Minutes of December 14, 2023 **(BA)**
CA 1-CA 7
- IV. Executive Committee Report** **1**
- a. Warren Averett A-133 Audit 2021-2022 Report Presentation **(BA)** See attached
b. Board Orientation April 2024 **(BA)**
- V. Executive Director's Report** **2-3**
- a. Coalition Status Reports: Financial Snapshot - December 2023 Invoice Dashboard, Enrollment/Wait List Status Report and Contracting Summary Report **(D)** **4-9**
- VI. Old Business**
- a. ARPA Grant Funding – Update **(D)**
b. Joyce Griffin Center **(D)**
c. ECT New Director Starts 12FEB24 **(I)**
- VII. New Business**
- a. IACET **(D)**
b. MIP Kick Off **(D)**
c. Phone System Changes – Update **(D)**
d. Brownsville At-Risk Care – Update **(I)**
e. Little Free Library Thank You Card **(I)**
f. Dr. Suess Day March 5, 2024 **(D)** **10**
- VIII. Audits and Reviews in Progress**
- a. DEL Financial Review 2023-2024 – In Progress, On site February 12-16 **(I)**
- IX. Adjourn**

Key: (BA) = Board Approval (D) = Discussion (I) = Information Att = Attached file

The mission of the Early Learning Coalition of Escambia County is to identify and meet the needs of children and families to lay the foundation for lifetime success by: maximizing each child's potential, preparing children to enter school ready to learn, and helping families achieve economic self-sufficiency.



**Next Meeting: Thursday, April 11, 2024, at 10:00 a.m. at the Early Learning Coalition offices,
1720 W. Fairfield Dr., Suite 100/400, Pensacola, FL 32501**

Key: (BA) = Board Approval (D) = Discussion (I) = Information Att = Attached file

The mission of the Early Learning Coalition of Escambia County is to identify and meet the needs of children and families to lay the foundation for lifetime success by: maximizing each child's potential, preparing children to enter school ready to learn, and helping families achieve economic self-sufficiency.



Executive/Finance Committee Report Van Mansker Chair

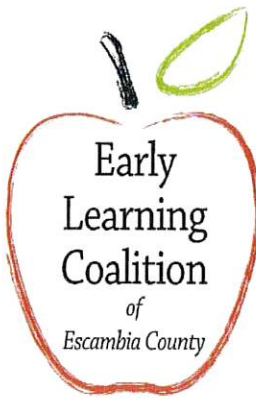
The following is an informal summary of the last meeting of the Executive Committee. This summary is not to be considered the official minutes of the Committee as these comments precede formal approval of the Committee's Minutes at their next meeting. The summary is accurate in that the comments are lifted from the draft minutes of the Committee.

The Executive Committee last met on January 25, 2024.

From the January meeting the Committee reviewed the invoice dashboard and utilization reports. There were no Resource Development Committee recommendations for consideration.

Warren Averett A-133 Audit 2021-2022 – The final report was presented to the EXCOM, and is forwarded recommended for acceptance.

Board Orientation April 2024 – Coalition staff will conduct an orientation for new Board members immediately after the April Board meeting. Members who have not attended an orientation are strongly requested to attend. All other Board members are welcome to attend if desired.



Attachment

Warren Averett A-133

Audit 2021-2022

Report



Executive Director's Report

SR/VPK Program Fiscal Year Benchmark Report

Through December the Coalition has spent \$7.6M of the \$17.3M SR grant which 44.1%. Admin was 2.3%, Non-Direct Total 17.5% and Quality 8.7%. VPK Admin was 3.3%.

Enrollment/Wait List Status Report

There are 2,536 children enrolled in the School Readiness program of which 92 are SRMT and 1,032 are school-age children. The Wait List has been pulled through the end of July.

There are 1,658 enrolled in the 2023-2024 VPK program, and 349 approved applications for the 2024-2025 program.

Contracting and Fraud Summary Report

There are 84 SR Providers, and 72 VPK Providers. There are nine active fraud cases.

Old Business

ARPA Grant Funding – Update

The Coalition has spent \$2.2 million of the \$4.99 million ARPA Early Learning Discretionary grant through the end of December.

Joyce Griffin Center

The Coalition has raised over \$450 through donations for the plaque to dedicate the Training Room. Unfortunately, the Coalition had to switch companies for making the plaque. The company originally chosen was unable to grasp the design concept and provide an acceptable proof. Another company has been identified and they are working up a proof and cost estimate. Once a delivery date has been provided a date and time will be set for the dedication ceremony.

ECT New Director Starts 12FEB24

The Escambia Children's Trust has selected a new Executive Director, Lindsey Cannon, formerly with Children's Home Society. Ms. Cannon starts February 12, 2024.

New Business

IACET

The Coalition has gained certification as an IACET approved agency. This allows the Coalition to deliver courses that earn CEU credits. Operations staff deserve kudo's for achieving this certification. A great deal of work went into this effort.

MIP Kick Off

The first meetings with MIP were a success. The Coalition has homework to provide documentation and a training schedule to MIP. It will take an effort to implement this new accounting program, but it will improve our processes.

February 8, 2024

**Phone System Changes – Update**

Transition to a new computer-based phone system is almost complete.

Brownsville At-Risk Care – Update

This project is continuing along. The search for funding sources has begun.

Little Free Library Thank You Card

See attached card.

Dr. Suess Day March 5, 2024

Board members are encouraged to volunteer their time to read on this day. Please Melissa Jennings, Community Impact Director, if you are interested. The Coalition and the Ice Flyers will be doing readings in the morning and afternoon in the resource room on the first floor.

Audits and Reviews in Progress

DEL Financial Review 2023-2024 – In Progress, On site February 12-16.

ELC Escambia December 2023 Dashboard

ELC OF ESCAMBIA COUNTY EXECUTIVE SUMMARY

TARGETS AND RESTRICTIONS			PROGRAM TOTALS			
				Budget	Expenditure	Balance
SR Direct Services Min: 78%	6,280,690 + 120,644.87	82.5%	SR Total	17,324,851	7,633,851	9,691,000
	7,754,496		SR Admin	580,600	181,995	398,605
SR Admin Max: 5%	181,995 + 7,754,496	2.347%	SR Non-Direct	1,233,995	494,077	739,918
			SR Quality	1,455,448	677,090	778,358
SR Admin/NonDirect/Quality Max: 22%	1,353,162 + 7,754,496	17.5%	SR Direct Services*	14,054,808	6,280,690	7,774,118
			Quality Performance	756,699	449,248	307,451
			SR Match	167,886	94,617	73,269
			Program Assessment			0
			Special Needs	165,805		165,805
SR Quality Min: 4%	677,090 + 7,754,496	8.7%	Gold Seal	326,425	160,201	166,224
			PreSchool Development			0
SR Match Max: \$167,886			VPK Total	4,928,739	2,334,332	2,594,407
Dollar-for-Dollar Match:			VPK Admin	189,567	74,430	115,137
Program Assessment: \$243			VPK DS	4,739,172	2,259,903	2,479,269
VPK Admin Max: 4%			VPK Additional Funds	526,409	14,405	512,004
			VPK PA	42,829	22,743	20,086
			CRRSA	2,332		2,332
			ARPA Stabilization	1,444,753	1,402,355	42,398
PDG Admin Max: 5%			ARPA Discretionary	404,688	383,289	21,399
CRRSA Admin Max: 5%			ARPA Early Learning Discretion	4,987,840	3,168,022	1,819,818
			ARPA Homelessness			0
			ESSER	243		243
ARPA Stabilization**	3-Yr Admin Exp 189,626	3-Yr Admin % 1.0%				
Admin Max: 5%	3-Yr Total Exp 19,453,529					
ARPA Discretionary Admin Max: 5%		0.9%				
ARPA Early Learning Discretionary Grant Program Admin Max: 5%		1.5%				
ARPA Homelessness Admin Max: 5%		0.0%				

* Includes SR Match
 ** FY23 Admin Expenditures are current through 8/15/23

YTD MATCH SUMMARY				Public Funds		Private Funds
Cost Type	Cash in EFSM	Cash not in EFSM	Total Cash			
Direct Service	120,644.87	.00	120,644.87			
Admin	.00	.00	0.00			
All Non Direct	.00	.00	0.00			
Quality	.00	.00	0.00			

SR/VPK Status Report Week of 1/29/24-2/4/24

SR Children Currently Enrolled by Age by Funding as of 2/4/2024

	Pri 1		Pri 2/3		Pri 4/5	Pri 6/7		
FUNDER	TANF	TANF WKG	PS	PS-RCG	TCC	ECON	SRMT	TOTALS
BILLING CODE	BG3	BG3W	BG1	BG3R	BG5	BG8	BG8	
INFANT	3	2	13	0	0	73	5	96
TODDLER	1	1	42	0	2	182	15	243
2YR	4	2	37	2	3	254	23	325
PR3	6	0	34	1	2	308	13	364
PR4	4	0	31	2	0	294	14	345
PR5	3	0	12	0	1	111	4	131
SCHOOL AGE	5	1	61	10	6	931	18	1032
TOTAL BY FUNDER	26	6	230	15	14	2153	92	2536

Wait List Update as of 2/4/2024

Information by Child			Wait List Activity Update					
			Applied	Children	Notice	Applied	Children	Notice
Pri 6: Birth to Sch Age	368		06/19-06/25	7	11/28/23	10/16-10/22	12	
Pri 7a: 5-9 Children with Pri 6 Siblings	74		06/26-07/02	37	12/14/23	10/23-10/29	35	
Pri 7b: 5-9 Children w/ No Pri 6 Siblings	26		07/03-07/09	9	01/04/24	10/30-11/05	17	
Pri 7c: 10-12 Other Children	23		07/10-07/16	29	01/04/24	11/06-11/12	26	
SRMT	84		07/17-07/23	22	01/10/24	11/13-11/19	33	
Total on Wait List	575		07/24-07/30	35	01/18/24	11/20-11/26	6	
			07/31-08/06	46	01/18/24	11/27-12/03	25	
			08/07-08/13	65	01/24/24	12/04-12/10	32	
			08/14-08/20	28	01/30/24	12/11-12/17	11	
			08/21-08/27	36	01/30/24	12/18-12/24	16	
			08/28-09/03	43		12/25-12/31	20	
Total New Enrollments	31		09/04-09/10	26		01/01-01/07	37	
Total Redeterminations	20		09/11-09/17	25		01/08-01/14	30	
Total Re-Enrollments	0		09/18-09/24	26		01/15-01/21	33	
Total Terminations	10		09/25-10/1	20		01/22-01/28	27	
			10/2-10/8	30		01/29-02/04	28	
			10/9-10/15	17				

School Readiness Data by Fiscal Year

FY 23/24	JUL	AUG	SEP	OCT	NOV	DEC	JAN	FEB	MAR	APR	MAY	JUN
New Enrollments	95	166	95	99	73	78	90					
Redeterminations	155	150	175	171	132	97	147					
Re-Enrollments	12	18	10	8	5	16	10					
Terminations	118	172	144	119	89	84	69					

VPK 23/24 Program Year

Adhoc Reports	Submtd	Approved	Enrolled	Rejected
School Year	2	2175	1658	44
Summer	0	4	NA	8

VPK 24/25 Program Year

Adhoc Reports	Submtd	Approved	Enrolled	Rejected
School Year	36	349	NA	19
Summer	1	0	NA	0

ELC ESCAMBIA FY23/24 WAIT LIST PULL RESULTS SUMMARY

		Parent Data								Transition Data (Waiting for Provider) - Note 1										Child Data		
Wait List Pulls Complete																						
Pull Date	Applied Range	Families In Pull	No Purpose for Care	Over Income	Declined Services	No Provider Chosen	Elig Started Not Complete	No Response	Families Enrolled	Families Wtg Provider	Child Wtg for Provider	Children Waiting for Provider by Age Group								# Children In Pull	# Children Enrolled	% Children Enrolled
												Inf	1	2	3	4	5	Sch				
07/06/23	12/12-01/08	11	0	0	1	0	0	1	9										18	14	78%	
07/11/23	01/09-01/22	16	0	0	1	1	0	7	7										34	10	29%	
07/18/23	01/23-03/05	71	0	1	8	3	3	18	38										117	65	56%	
07/26/23	03/06-03/19	18	0	0	4	0	4	3	7										28	10	36%	
08/09/23	03/21-03/27	10	0	0	0	1	2	0	7										14	9	64%	
08/15/23	03/28-04/09	21	0	0	1	0	4	4	12										41	20	49%	
08/22/23	04/10-04/16	8	0	0	2	2	1	0	3										14	4	29%	
09/26/23	04/17-04/23	15	0	0	0	3	1	1	10										27	17	63%	
10/03/23	04/24-04/30	15	0	0	0	1	3	3	8										27	9	33%	
10/24/23	05/01-05/14	28	1	1	0	2	4	10	10										53	14	26%	
11/01/23	05/15-05/28	24	0	0	3	1	5	3	12										51	16	31%	
11/14/23	05/29-06/11	26	0	0	1	2	4	7	12										48	21	44%	
11/28/23	06/12-06/25	15	0	0	1	0	2	5	7										24	12	50%	
12/14/23	6/26-7/2	15	0	0	0	0	0	8	6	1	1	0	0	0	0	0	0	1	29	11	38%	
01/04/24	7/3-7/16	18	0	0	0	0	5	3	7	3	10	1	2	1	0	2	0	4	33	11	33%	
Totals: Pulls Completed		311	1	2	22	16	38	73	155	4	11	1	2	1	0	2	0	5	558	243	44%	
Family No Care Percentage		49%	0%	1%	7%	5%	12%	23%	50%	1%												
Wait List Pulls Still In Process - Note 2																						
01/10/24	7/17-7/23	8	0	0	0	0	3	3	2										15	3	20%	
01/18/24	7/24-8/6	34	0	0	0	0	12	14	6	2	4	0	1	1	1	0	0	1	62	10	16%	
01/24/24	08/07-08-13	30	0	0	0	0	7	15	4	4	13	2	1	2	2	2	1	3	50	6	12%	
01/30/24	08/14-08/27	38	0	0	0	0	15	22	0	1	1	1	0	0	0	0	0	0	53	0	0%	
Totals: Pulls in Process		110	0	0	0	0	37	54	12	7	18	3	2	3	3	2	1	4	180	19	11%	
2/4/2024		Note 1: Transition data is not counted in Families or Child Data.									Note 2: Families less than 30 days from initial W/L pull.											

PS CHILDREN PENDING PROVIDER

DATE	COUNT	DATE	COUNT	DATE	COUNT	DATE	COUNT	DATE	COUNT	DATE	COUNT
11/26/23	37	12/10/23	37	12/24/23	37	01/07/24	40	01/21/24	34	02/04/24	48
12/03/23	35	12/17/23	31	12/31/23	38	01/14/24	35	01/28/24	42		

ELC ESCAMBIA FY23/24 WAIT LIST PULL RESULTS SUMMARY - SRMT ONLY

		Parent Data								Transition Data (Waiting for Provider) - Note 1										Child Data		
Wait List Pulls Complete																						
Pull Date	Applied Range	Families In Pull	No Purpose for Care	Over Income	Declined Services	No Provider Chosen	Elig Started Not Complete	No Response	Families Enrolled	Families Wtg Provider	Child Wtg for Provider	Children Waiting for Provider by Age Group								# Children In Pull	# Children Enrolled	% Children Enrolled
												Inf	1	2	3	4	5	Sch				
7/6/2023	SRMT	8	0	0	1	0	0	1	6										11	9	82%	
7/11/2023	SRMT	10	0	0	1	0	0	2	7										13	10	77%	
07/18/23	SRMT	30	0	0	0	1	5	8	16										35	17	49%	
07/26/23	SRMT	7	0	0	0	1	2	0	4										10	5	50%	
08/09/23	SRMT	3	0	0	1	0	0	0	2										4	2	50%	
08/15/23	SRMT	14	0	0	1	2	1	2	8										16	9	56%	
08/22/23	SRMT	6	0	0	0	0	0	1	5										9	5	56%	
09/26/23	SRMT	10	0	0	1	1	2	3	3										13	4	31%	
10/03/23	SRMT	4	0	0	0	0	1	1	2										5	2	40%	
10/24/23	SRMT	10	0	0	1	0	5	2	2										14	2	14%	
11/01/23	SRMT	11	0	0	0	0	3	5	3										14	3	21%	
11/14/23	SRMT	12	0	0	0	0	4	3	5										15	6	40%	
11/28/23	SRMT	7	0	0	0	1	1	1	4										9	6	67%	
12/14/23	SRMT	7	0	0	0	0	3	3	1										9	1	11%	
01/04/24	SRMT	5	0	1	0	0	1	1	2										5	2	40%	
Totals: Pulls Completed		144	0	1	6	6	28	33	70	0	0	0	0	0	0	0	0	0	182	83	46%	
Family No Care Percentage		51%	0%	1%	4%	4%	19%	23%	49%	0%												
Wait List Pulls Still In Process - Note 2																						
01/10/24	SRMT	6	0	0	0	0	1	2	2	1	1	0	1	0	0	0	0	0	7	2	29%	
01/18/24	SRMT	14	0	0	0	0	4	6	2	2	5	2	1	1	0	0	0	1	19	3	16%	
01/24/24	SRMT	11	0	0	0	0	1	4	4	2	4	1	0	1	1	0	0	1	15	5	33%	
01/30/24	SRMT	10	0	0	1	0	4	4	1										11	2	18%	
Totals: Pulls in Process		41	0	0	1	0	10	16	9	5	10	3	2	2	1	0	0	2	52	12	23%	
2/4/2024		Note 1: Transition data is not counted in Families or Child Data.									Note 2: Families less than 30 days from initital W/L pull.											

Contracting and Fraud Summary Report FY23-24 (9)

ACTIVE SCHOOL READINESS PROVIDERS						
			FY 2023-2024			
Provider Type	FY 21-22	FY 22-23	Previous Total	Providers Added	Providers Removed	Current Total
LFCCH	13	13	13	1	0	14
RFCCH	5	5	4	0	0	4
Licensed Center	57	54	57	0	1	56
Licensed Exempt Center	10	12	10	0	0	10
After School Only	0	0	0	0	0	0
Total Active SR Providers	85	84	84	1	1	84

NEW CONTRACTED SCHOOL READINESS PROVIDERS

			FY 2023-2024		
Provider Type	FY 21-22	FY 22-23	Previous Total	New Contracts	Total New Contracts
Homes (LFCCH & RFCCH)	3	0	0	1	1
Licensed Center	8	6	5	0	5
Licensed Exempt Center	2	2	0	0	0
After School Only	0	0	0	0	0
Total New SR Contracts	13	8	5	1	6

PROVIDER SR CONTRACT TERMINATIONS

			FY 2023-2024			
Provider Type	FY 21-22	FY 22-23	Previous Total	New Terms	Termination Reasons	Current Total
LFCCH	1	0	0	0		0
RFCCH	3	0	1	0		1
Licensed Center	2	7	1	1	3=1	2
Licensed Exempt Center	2	0	2	0		2
Total Provider Choice Terminations	8	7	4	1		5

COALITION SR CONTRACT TERMINATIONS

			FY 2023-2024			
Provider Type	FY 21-22	FY 22-23	Previous Total	New Terms	Termination Reasons	Current Total
Licensed	1	3	1	0		1
Exempt	0	0	0	0		0
Registered FCCH	1	0	0	0		0
Total Coalition Contract Terminations	2	3	1	0		1

TOTAL CONTRACT TERMINATIONS	10	10	5	1		6
------------------------------------	-----------	-----------	----------	----------	--	----------

Termination Reason Key

1= Provider Choice - Retired	8= Insurance Non-Compliance
2= Provider Choice - Low enrollments	9= VPK Improvement Plan Non-Compliance
3= Provider Choice - No reason given	10= Fraud Referral
4= Change in status (i.e. Licensed)	11= VPK -No VPK Director
5= Contract Non-Compliance	12= Prior Year Contract Non-Renewal
6= DEL/ELC Policy Non-Compliance	13= Provider Required to Close
7= ASQ Non-Compliance	

Contracting and Fraud Summary Report FY23-24 (9)

ACTIVE VPK PROVIDERS						
			FY 2023-2024			
Provider Type	FY 21-22	FY 22-23	Previous Total	Providers Added	Providers Removed	Current Total
Licensed	46	47	45	0	1	44
Licensed Exempt	11	11	12	0	0	12
School District	14	16	16	0	0	16
Total Active VPK Providers	71	74	73	0	1	72
NEW CONTRACTED VPK PROVIDERS						
		FY 2023-2024				
Provider Type	FY 21-22	FY 22-23	Previous Total	New Contracts	Total New Contracts	
Licensed	6	3	2	0	2	
Licensed Exempt	2	0	1	0	1	
Total New VPK Contracts	8	3	3	0	3	
PROVIDER VPK CONTRACT TERMINATIONS						
		FY 2023-2024				
Provider Type	FY 21-22	FY 22-23	Previous Total	New Terms	Termination Reasons	Current Total
Licensed Center	0	4	3	1	3=1	4
Licensed Exempt Center	0	0	0	0		0
Total Provider Choice Terminations	0	4	3	1		4
COALITION CONTRACT TERMINATION						
		FY 2023-2024				
Provider Type	FY 21-22	FY 22-23	Previous Total	New Terms	Termination Reasons	Current Total
Licensed	1	1	0	0		0
Exempt	1	0	0	0		0
Total Coalition Contract Terminations	2	1	0	0		0
TOTAL CONTRACT TERMINATIONS	2	5	3	1		4
Total VPK Only Providers	FY 18-19	FY 19-20	FY 20-21	FY 21-22	FY 22-23	FY 23-24
	39	41	34	37	39	36
Fraud Summary						
Pending Action	2018-2019	2019-2020	2020-2021	2021-2022	2022-2023	2023-2024
Total Cases	1	0	0	0	6	9
Active Client	0	0	0	0	5	1
Active Provider	1	0	0	0	0	0
Restitution Submitted	\$63,514.00	\$0.00	\$0.00	\$0.00	\$154,280.00	\$2,778,039.44
Pending Client	3	3	3	0	5	7
Pending Provider	2	0	0	0	0	1
Potential Restitution	\$189,335.20	\$0.00	\$0.00	\$0.00	\$152,811.00	\$2,778,039.44
Closed or Adjudicated	2018-2019	2019-2020	2020-2021	2021-2022	2022-2023	2023-2024
Client	1	0	0	0	1	3
Provider	0	0	0	0	0	0
Restitution Ordered	\$0.00	\$0.00	\$0.00	\$0.00	\$0.00	\$0.00
Restitution Ordered Prior to July 2015	\$174,566.00					



EMERALD COAST CHAPTER

LITTLE FREE LIBRARY

READ IT
LOVE IT
RETURN IT

Melissa,

Thank you for all of your support as our partner in the fight against illiteracy in underserved areas of Pensacola. Together we have distributed 15,000 books in 3 years!

Your book donations mean the world to children who would otherwise not have a book of their own!

Looking forward to the next milestone!

Happy New Year! Let's Read!

John Doe