

Resource Development Committee


March 19, 2024, 10:00 a.m.

Chair Roger Thompson

Agenda

1. Welcome, Call to Order, Approval of Agenda Chair
 - a. Notification of the Resource Development Committee meeting for March 19, 2024, was sent to the Pensacola News Journal for publication and posted to the Coalition Public Calendar Board on March 1, 2024.
2. Public Comments
3. Approval of meeting Agenda and Minutes of January 16, 2024 Chair
4. Community Partner Updates
 - a. ARC Gateway/Help Me Grow Mary Ann Bickerstaff/Shirley Kelley
 - b. CareerSource ESCAROSA Melinda Maiterth
 - c. DCF Regulation Bambi Sealy
 - d. Escambia Children's Trust Tammy Abrams
 - e. Head Start Doug Brown
 - f. Pensacola State College Cindy Kirk
 - g. Ready Kids! Kristy Craig
 - h. School District VPK Jessica Czuprynski
5. Program Reports
 - a. Medical Support Services Report Melissa Jennings
 - b. CCR&R Update Melissa Jennings
 - c. Program Support Summary Dawn Engel
 - d. SR/VPK Status Report and Contract Activity Summary Bruce Watson
6. Old Business
 - a. Program Assessments and Monitoring for 2023/2024 Bruce Watson
 - b. ARPA Grants for 2023/2024 Bruce Watson
 - c. Joyce Griffin Room Dedication Bruce Watson
7. New Business
 - a. IACET Plaque Bruce Watson
 - b. Legislative Session Results Preview Bruce Watson

The mission of the Early Learning Coalition of Escambia County is to identify and meet the needs of children and families to lay the foundation for lifetime success by: maximizing each child's potential, preparing children to enter school ready to learn, and helping families achieve economic self-sufficiency.




Resource Development Committee

c. Kindergarten Readiness Rates

Bruce Watson

Next Meeting: May 21, 2024 @ 10:00 a.m. will be at the Early Learning Coalition of Escambia County, Training Room (Fourth floor of Plaza Tower), 1720 West Fairfield Dr. Suite 100/400, Pensacola, FL 32501

The mission of the Early Learning Coalition of Escambia County is to identify and meet the needs of children and families to lay the foundation for lifetime success by: maximizing each child's potential, preparing children to enter school ready to learn, and helping families achieve economic self-sufficiency.



Early Learning Coalition of Escambia County

1720 West Fairfield Drive, Suite 100/400
Pensacola FL. 32501

DATE: March 1, 2024

PUBLIC SERVICE ANNOUNCEMENT

A meeting of the legislatively mandated Early Learning Coalition of Escambia County's

Resource Development Committee will be held on Tuesday, 19th of March 2024 at 10:00 a.m.

at the

Early Learning Coalition of Escambia County
1720 West Fairfield Drive, Suite 100/400
Pensacola, FL. 32501

The agenda and meeting materials will be posted to www.elcescambia.org.

For more information, or to receive an invite to the full virtual meeting, call or email:
Bruce Watson, Executive Director at (850) 607-7620 or askelc@elcescambia.org.

The meeting may be accessed by:

Joining the Zoom Meeting:

<https://us02web.zoom.us/j/87254511718?pwd=RVVLMXJOMnpHQIV5eTZFUFA1ZGMxdz09>

Meeting ID: 872 5451 1718

Passcode: 172179



Renee Maxwell

From: Renee Maxwell
Sent: Friday, March 1, 2024 9:39 AM
To: Pensacola News Journal (business@pnj.com)
Subject: Public Service Announcement March 2024

Good morning,

Please post the following March 2024 meeting in your free government meeting calendar for the Early Learning Coalition of Escambia.

Resource Development Committee Meeting on Tuesday, March 19th, 2024, at 10:00am.

The meeting will be held at the Early Learning Coalition of Escambia County at 1720 West Fairfield Drive Suite 100/400 Pensacola, FL. 32501

The meeting may be accessed by:

Joining the Zoom Meeting

<https://us02web.zoom.us/j/87254511718?pwd=RVVLMXJ0MnpHQIV5eTZFUFA1ZGMxdz09>

Meeting ID: 872 5451 1718
Passcode: 172179

Thank you.

Renee Maxwell
Administrative Aide
Early Learning Coalition of Escambia County
1720 West Fairfield Dr.
Suite 100/400
Pensacola, FL 32501

rmaxwell@elcescambia.org www.elcescambia.org
Main: 850-595-5400, Direct Office Line: 850-595-5402

Sunshine Law and Public Records Caution: 1) The Florida Government in the Sunshine Law prohibits discussion outside of a duly noticed meeting between any two or more Early Learning Coalition of Escambia County board members regarding any matter that may come before the Board. This prohibition extends to discussions via email. 2) Furthermore, most email communications made or received by the Early Learning Coalition of Escambia County members or staff are considered public records that must be retained and, upon request, made available to the public and media.



Early Learning Coalition of Escambia County

RDC Committee Meeting Minutes

January 16, 2024, 10:00 a.m.

Committee Members in Attendance

Roger Thompson	Cindy Kirk	Tammy Hicks
MaryAnn Bickerstaff	Jessica Czuprynski	Tammy Abrams
Deborah Tucker	Shacondra Primm	

Staff in Attendance

Bruce Watson	Dawn Engel	Nina Daniels
Melissa Jennings		

Providers and Partners in Attendance

Roselyn Sukal	Misty Lambeth	Shaunna Bailey
Shirley Kelley	Tonya Nevins	Shenoa Drewa
Sheree Williams	Teresa Zwierzchowski	Hitomi Wright

Public in Attendance

None

I. Welcome, Call to Order, and Approval of Agenda

Notification of this meeting was posted to the Coalition Public Calendar Board and sent to the Pensacola New Journal on January 3, 2024. The meeting was called to order at 10:00 a.m. by Mr. Roger Thompson, Committee Chair.

II. Public Comments

None

III. Approval of Agenda and Minutes for May 16, 2023

Upon a motion made by Ms. Bickerstaff and seconded by Ms. Czuprynski, the Agenda and the Minutes of November 14, 2023, were approved without objection.

IV. Community Partner Updates

a. ARC/Gateway/Help Me Grow

Ms. Bickerstaff brought members of Help Me Grow to experience an RDC meeting. Ms. Shirley Kelley is the Outreach Coordinator who handles scheduling events out in the community. Ms. Theresa Zwierzchowski handles the social media and marketing side of Help Me Grow.

b. CareerSource ESCAROSA

No representative was available to report.



Early Learning Coalition of Escambia County

c. DCF Regulation

No representative was available to report.

d. Escambia Children's Trust

Ms. Abrams reported that the Trust has hired a new Executive Director. Ms. Lindsey Cannon will assume the position of Executive Director starting the February 12, 2024.

e. Head Start

No representative was available to report.

f. Pensacola State College

Ms. Kirk reported that there are no new updates to report on. The new semester just started.

g. Ready Kids!

No representative was available to report.

h. School District VPK

Ms. Czuprynski reported that there is not a lot to report on. New registration opens on April 1, 2024.

V. Program Reports

a. Medical Support Services Report

Ms. Jennings stated during the months of July through December there were 783 vision screenings performed from which 46 referrals were made and 810 hearing screenings were performed from which 56 referrals were made.

b. CCR&R Update

Ms. Jennings stated that the number of interviews in the months of November and December remained steady. There were 4 outreach events in the months of November and December. 6,575 books have been distributed so far, this fiscal year. January 22 to 26 is Literacy Week in Florida. On January 25, The ELC will hold a book reading at 10:00 a.m.

c. Program Support Summary

Ms. Engel stated that monitoring's and assessments have been slow due to the holidays and will start picking back up in upcoming weeks. Ms. Engel also stated that there are lots of training opportunities coming up in the next couple of months.

d. SR/VPK Status Report and Contract Activity Summary

There are 2,499 children enrolled in the School Readiness Program. Two weeks of children were pulled from the waitlist on 1/8/2024. There are 693 children on the Wait List. To date, there are 2,166 children approved for the 2024-25 VPK program, of which 1,669 are enrolled.



Early Learning Coalition of Escambia County

There are 84 School Readiness Providers and 73 VPK Providers.

VI. Old Business

a. Program Assessments and Monitoring for 2023/2024
Due to the holidays, the number of assessments and monitoring's are down. The number of assessments and monitoring's will heavily increase in the upcoming weeks.

b. ARPA Grants for 2023/2024
The Coalition has spent \$2.2 million of the \$4.99 million ARPA Early Learning Discretionary grant through the end of December.

VII. New Business

a. Little Free Library Thank You Card
The Coalition received a thank you card from Little Free Library for the support as their partner in the fight against illiteracy in underserved areas of Pensacola.

b. IACET Approval
The Coalition has gained certification as an IACET approved agency. This allows the Coalition to deliver courses that earn CEU credits. Operations staff put in a great deal of work to get approved for this certification.

Adjourn: Meeting was adjourned at 11:02 a.m.

Next Meeting: March 19, 2024, at 10:00 a.m. at the Early Learning Coalition Office, 1720 West Fairfield Dr. Suite 100/400, Pensacola, Florida 32501

ELC Escambia Medical Support Services Report 2022-23


	A	B	C	D	E	F	G	H	I	J	K	L	M	N
1	Months	Jul	Aug	Sep	Oct	Nov	Dec	Jan	Feb	Mar	Apr	May	June	YTD
2	Vision Screenings (On Site)	6	80	245	170	235	40	97	113					986
3	Vision Screenings (In Office)	3	1	3	0	0	0	0	0					7
4	- Vision Referrals	0	2	6	12	26	0	8	4					58
5	Hearing Screenings (On Site)	6	82	271	179	234	31	102	138					1043
6	Hearing Screenings (In Office)	3	1	3	0	0	0	1	0					8
7	- Hearing Referrals	0	4	19	9	24	0	8	9					73
8	Height/Weight Screenings (incl. rechecks)	5	63	215	139	133	27	72	104					758
9	- BMI - Normal (5% - 84%)	0	37	139	94	123	20	48	59					520
10	- BMI - Underweight (< 5%)	1	6	5	6	6	1	1	0					26
11	- BMI - Overweight (85% - 94%)	0	7	22	15	18	1	4	11					78
12	- BMI - Obese (> 95%)	0	13	38	24	21	5	7	14					122
13	Refused Screening		0	2	0	1	0	0	0					3
14	OTHER ITEMS													YTD
15	Children Served (screened and/or educated)	0	0	0	0	0	0	0	0					0
16	Education Classes	12	2	7	8	6	0	3	14					52
17	- # of children	145	18	38	140	85	0	54	282					762
18	- # of staff/parents	0	3	7	20	16	0	6	28					80
19	Consultations (parents/providers)	0	0	0	0	0	0	0	0					0
20	Consultations for Inclusion/Behavior	4	6	16	12	16	12	3	6					75
21	CPR/FA trainings	1	2	1	2	1	3	1	3					14
22	Total Sites Visited	11	20	25	21	20	12	9	18					136
23	Total Children Screened On Site This Month	6	80	245	170	235	40	97	113					986

Community Impact Data Report
2023-2024 Fiscal Year

	Jul	Aug	Sep	Oct	Nov	Dec	Jan	Feb	Mar	Apr	May	Jun	Total
Total Interviews	42	64	25	55	25	18	39	45					313
New Interviews	32	53	25	47	24	18	34	42					275
Repeat Interviews	10	13	3	8	1	0	5	3					43
Reason for Care													
Employment	27	43	20	39	15	14	28	39					225
WTP	0	3	2	3	5	0	0	4					17
PS	5	11	7	7	4	4	7	2					47
VPK	1	8	0	0	2	0	0	4					15
Relationship													
Parent	30	55	25	45	21		36	41					253
Grandparent	3	2	0	0	0		0	1					6
Foster Parent	0	0	0	1	0		0						1
Ages of children													
Infants	3	9	9	11	10	5	15	6					68
1 Year old	10	15	7	13	7	4	11	18					85
2 Year old	10	21	8	10	4	5	7	17					82
3 Year old	8	15	5	7	5	2	5	12					59
4 Year old	4	6	3	7	4	4	2	7					37
School Age	13	23	15	26	6	10	15	16					124

Data compiled from CCR&R staff weekly reports.

Outreach													
Events/Activities	1	1	1	5	2	2	3	3					18
Books distributed	700	820	930	2050	1070	1295	1520	1310					9,695
Media Units	6	6	2	7	5	3	6	11					46
Community resources	0	0	0	0	2	0	0	0					2



Early Learning Coalition

Program Support Summary

2023-2024	July	Aug	Sept	Oct	Nov	Dec	Jan	Feb	Mar	Apr	May	June	YTD
Infant/Toddler Initiative													
# of Trainings Conducted	0	5	4	5	4	2	7	5	0	0	0	0	32
# of Participants	0	4	4	20	80	27	69	44	0	0	0	0	248
# of TA Units	11	31	15	9	21	19	37	16	0	0	0	0	159
LENA Grow Sites	3	1	2	2	2	1	1	9	0	0	0	0	-
LENA Grow With Me Classrooms	7	3	3	7	7	4	4	20	0	0	0	0	-
LENA Grow With Me TA Units	0	4	4	4	4	4	4	20	0	0	0	0	44
Child Assessments													
Children Enrolled in SR Gold	0	150	4	0	0	1	0	0	0	0	0	0	155
# of SR GOLD Providers	0	4	0	0	0	0	0	0	0	0	0	0	-
# TA Units	0	15	10	20	6	15	41	11	0	0	0	0	118
# HATCH PreK Children K-Ready	0	0	0	0	0	0	0	0	0	0	0	0	0
Inclusion/ Behavior Support													
# ASQ3 On-line screens	142	197	172	216	157	143	164	155	0	0	0	0	1346
# ASE-SE On-line screens	83	102	110	129	89	87	88	85	0	0	0	0	773
# Referrals to Agencies	13	16	15	27	25	14	19	13	0	0	0	0	142
General Inclusion Topics	12	15	16	22	14	14	20	34	0	0	0	0	147
ASQ # TA Units	267	317	278	411	417	311	382	314	0	0	0	0	2697
# of Inclusion Coaching Participants	0	0	0	0	0	0	0	0	0	0	0	0	0
Trainings Conducted	0	1	0	2	2	0	0	1	0	0	0	0	6
Participants	0	22	0	17	17	0	0	6	0	0	0	0	62
# of Expulsions/Suspensions	2	2	0	5	1	0	2	4	0	0	0	0	16
SR Support													
# Trainings Conducted	1	3	4	4	3	1	9	10	0	0	0	0	35
# Training Participants	0	27	32	32	48	15	93	109	0	0	0	0	356
SR # TA Units	108	26	9	9	14	18	34	22	0	0	0	0	240
Contracting SR Pre-Site Visits	0	1	0	0	1	1	0	0	0	0	0	0	3
SR Program Assessments (by classrooms)	36	38	8	1	0	1	12	13	0	0	0	0	109
# of Coaching Participants	2	5	4	13	8	6	12	22	0	0	0	0	72
# of CDA's	2	0	0	2	1	0	2	5	0	0	0	0	12
LENA Grow Sites (PreK)	0	0	0	0	0	0	0	0	0	0	0	0	-
LENA Grow With Me Classrooms (PreK)	0	0	0	0	0	0	0	0	0	0	0	0	-
LENA Grow With Me TA Units (PreK)	0	0	0	0	0	0	0	0	0	0	0	0	-
VPK Support													
# of VPK classrooms	3	79	115	115	115	115	115	115	0	0	0	0	772
VPK Program Assessments (by classrooms)	0	1	28	36	13	6	21	30	0	0	0	0	135
VPK # TA Units	53	60	72	65	35	47	87	74	0	0	0	0	493
Program Monitorings	0	3	4	4	1	8	6	4	0	0	0	0	30
# Trainings Conducted	1	1	0	0	0	1	2	5	0	0	0	0	10
# Training Participants	10	22	0	0	0	8	11	49	0	0	0	0	100
Progress Monitoring Completion (children)	0	0	0	0	0	0	0	0	0	0	0	0	0
LPP Monitoring's	0	10	3	9	6	6	9	9	0	0	0	0	52
LPP # TA Units	6	18	8	10	7	6	14	9	0	0	0	0	78
Contracting VPK Pre-Site Visit	0	1	0	0	0	1	0	0	0	0	0	0	2
VPK Ready Rosie Participants (# of Families)	0	0	0	434	16	12	19	9	0	0	0	0	490
GRTR Screenings (# children screened)	0	0	0	0	0	0	0	0	0	0	0	0	0
Program Accountability													
Corrective Action Plans (CAPs)	1	0	1	0	2	1	0	0	0	0	0	0	5
Fraud	0	0	0	0	0	0	0	0	0	0	0	0	0
Monitorings	9	10	10	8	7	3	10	13	0	0	0	0	70
Health & Safety Letters	5	3	5	0	4	0	3	0	0	0	0	0	20
Review Hearings	0	0	0	0	0	0	0	0	0	0	0	0	0
# Provider Reimbursement Monitoring	79	81	80	80	65	30	80	0	0	0	0	0	495
# of Errors in Provider Reim. Monitoring	8	5	17	26	5	23	14	0	0	0	0	0	98
# of Child Files	16	23	17	7	22	12	7	11	0	0	0	0	115
# of Child File Errors	2	3	0	0	0	2	0	0	0	0	0	0	7

SR/VPK Status Report Week of 3/4/24-03/10/24

SR Children Currently Enrolled by Age by Funding as of 03/10/2024								
	Pri 1		Pri 2/3		Pri 4/5	Pri 6/7		
FUNDER	TANF	TANF WKG	PS	PS-RCG	TCC	ECON	SRMT	TOTALS
BILLING CODE	BG3	BG3W	BG1	BG3R	BG5	BG8	BG8	
INFANT	3	2	15	0	0	80	3	103
TODDLER	1	1	40	0	2	187	11	242
2YR	5	1	38	2	3	258	19	326
PR3	4	0	39	1	2	311	16	373
PR4	2	0	31	1	0	306	15	355
PR5	4	0	19	1	1	144	5	174
SCHOOL AGE	3	1	53	10	6	929	16	1018
TOTAL BY FUNDER	22	5	235	15	14	2215	85	2591

Wait List Update as of 03/10/2024	Wait List Activity Update					
	Applied	Children	Notice	Applied	Children	Notice
Information by Child						
Pri 6: Birth to Sch Age 373	07/17-07/23	22	01/10/24	11/13-11/19	33	
Pri 7a: 5-9 Children with Pri 6 Siblings 79	07/24-07/30	35	01/18/24	11/20-11/26	6	
Pri 7b: 5-9 Children w/ No Pri 6 Siblings 25	07/31-08/06	46	01/18/24	11/27-12/03	25	
Pri 7c: 10-12 Other Children 25	08/07-08/13	65	01/24/24	12/04-12/10	32	
SRMT 91	08/14-08/20	28	01/30/24	12/11-12/17	11	
Total on Wait List 593	08/21-08/27	36	01/30/24	12/18-12/24	16	
	08/28-09/03	43	02/06/24	12/25-12/31	19	
	09/04-09/10	26	02/20/24	01/01-01/07	37	
	09/11-09/17	24	03/06/24	01/08-01/14	30	
	09/18-09/24	26		01/15-01/21	33	
Week of 3/4/24-3/10/24	09/25-10/1	20		01/22-01/28	27	
Total New Enrollments 20	10/2-10/8	28		01/29-02/04	28	
Total Redeterminations 40	10/9-10/15	17		02/05-02/11	25	
Total Re-Enrollments 4	10/16-10/22	12		02/12-02/18	29	
Total Terminations 16	10/23-10/29	35		02/19-02/25	18	
	10/30-11/05	17		02/24-03/03	21	
	11/06-11/12	26		03/04-03/10	22	

School Readiness Data by Fiscal Year												
FY 23/24	JUL	AUG	SEP	OCT	NOV	DEC	JAN	FEB	MAR	APR	MAY	JUN
New Enrollments	95	166	95	99	73	78	90	110				
Redeterminations	155	150	175	171	132	97	147	117				
Re-Enrollments	12	18	10	8	5	16	10	7				
Terminations	118	172	144	119	89	84	69	65				

VPK 23/24 Program Year				
Adhoc Reports	Submtd	Approved	Enrolled	Rejected
School Year	0	2187	1645	44
Summer	0	6	NA	8

VPK 24/25 Program Year				
Adhoc Reports	Submtd	Approved	Enrolled	Rejected
School Year	40	684	NA	54
Summer	1	0	NA	0

Contracting and Fraud Summary Report FY23-24 (10)

ACTIVE SCHOOL READINESS PROVIDERS						
Provider Type			FY 2023-2024			Current Total
	FY 21-22	FY 22-23	Previous Total	Providers Added	Providers Removed	
LFCCH	13	13	14	0	0	14
RFCCH	5	5	4	0	0	4
Licensed Center	57	54	56	0	0	56
Licensed Exempt Center	10	12	10	0	0	10
After School Only	0	0	0	0	0	0
Total Active SR Providers	85	84	84	0	0	84

NEW CONTRACTED SCHOOL READINESS PROVIDERS						
Provider Type			FY 2023-2024			Total New Contracts
	FY 21-22	FY 22-23	Previous Total	New Contracts	Total New Contracts	
Homes (LFCCH & RFCCH)	3	0	1	0	1	
Licensed Center	8	6	5	0	5	
Licensed Exempt Center	2	2	0	0	0	
After School Only	0	0	0	0	0	
Total New SR Contracts	13	8	6	0	6	

PROVIDER SR CONTRACT TERMINATIONS						
Provider Type			FY 2023-2024			Current Total
	FY 21-22	FY 22-23	Previous Total	New Terms	Termination Reasons	
LFCCH	1	0	0	0		0
RFCCH	3	0	1	0		1
Licensed Center	2	7	2	0		2
Licensed Exempt Center	2	0	2	0		2
Total Provider Choice Terminations	8	7	5	0		5

COALITION SR CONTRACT TERMINATIONS						
Provider Type			FY 2023-2024			Current Total
	FY 21-22	FY 22-23	Previous Total	New Terms	Termination Reasons	
Licensed	1	3	1	0		1
Exempt	0	0	0	0		0
Registered FCCH	1	0	0	0		0
Total Coalition Contract Terminations	2	3	1	0		1

TOTAL CONTRACT TERMINATIONS	10	10	6	0		6
------------------------------------	-----------	-----------	----------	----------	--	----------

Termination Reason Key	
1= Provider Choice - Retired	8= Insurance Non-Compliance
2= Provider Choice - Low enrollments	9= VPK Improvement Plan Non-Compliance
3= Provider Choice - No reason given	10= Fraud Referral
4= Change in status (i.e. Licensed)	11= VPK -No VPK Director
5= Contract Non-Compliance	12= Prior Year Contract Non-Renewal
6= DEL/ELC Policy Non-Compliance	13= Provider Required to Close
7= ASQ Non-Compliance	

Contracting and Fraud Summary Report FY23-24 (10)

ACTIVE VPK PROVIDERS						
			FY 2023-2024			
Provider Type	FY 21-22	FY 22-23	Previous Total	Providers Added	Providers Removed	Current Total
Licensed	46	47	44	0	0	44
Licensed Exempt	11	11	12	0	0	12
School District	14	16	16	0	0	16
Total Active VPK Providers	71	74	72	0	0	72
NEW CONTRACTED VPK PROVIDERS						
			FY 2023-2024			
Provider Type	FY 21-22	FY 22-23	Previous Total	New Contracts	Total New Contracts	
Licensed	6	3	2	0	2	
Licensed Exempt	2	0	1	0	1	
Total New VPK Contracts	8	3	3	0	3	
PROVIDER VPK CONTRACT TERMINATIONS						
			FY 2023-2024			
Provider Type	FY 21-22	FY 22-23	Previous Total	New Terms	Termination Reasons	Current Total
Licensed Center	0	4	4	0		4
Licensed Exempt Center	0	0	0	0		0
Total Provider Choice Terminations	0	4	4	0		4
COALITION CONTRACT TERMINATION						
			FY 2023-2024			
Provider Type	FY 21-22	FY 22-23	Previous Total	New Terms	Termination Reasons	Current Total
Licensed	1	1	0	0		0
Exempt	1	0	0	0		0
Total Coalition Contract Terminations	2	1	0	0		0
TOTAL CONTRACT TERMINATIONS	2	5	4	0		4
TOTAL VPK ONLY PROVIDERS						
	FY 18-19	FY 19-20	FY 20-21	FY 21-22	FY 22-23	FY 23-24
	39	41	34	37	39	36
Fraud Summary						
Pending Action	2018-2019	2019-2020	2020-2021	2021-2022	2022-2023	2023-2024
Total Cases	1	0	0	0	6	11
Active Client	0	0	0	0	5	2
Active Provider	1	0	0	0	0	0
Restitution Submitted	\$63,514.00	\$0.00	\$0.00	\$0.00	\$154,280.00	\$2,711,710.00
Pending Client	3	3	3	0	5	7
Pending Provider	2	0	0	0	0	1
Potential Restitution	\$189,335.20	\$0.00	\$0.00	\$0.00	\$152,811.00	\$2,711,710.00
Closed or Adjudicated	2018-2019	2019-2020	2020-2021	2021-2022	2022-2023	2023-2024
Client	1	0	0	0	1	3
Provider	0	0	0	0	0	0
Restitution Ordered	\$0.00	\$0.00	\$0.00	\$0.00	\$0.00	\$0.00
Restitution Ordered Prior to July 2015	\$174,566.00					



Fall 2023 Florida Assessment of Student Thinking (FAST) Progress Monitoring 1 District Results

Note: *Per Rule 6M-8.601, F.A.C., adopted by the State Board of Education on May 16, 2018, a score of 500 or higher on the FLKRS Star Early Literacy assessment administered to kindergarten students during the first 30 days of the school year indicates a student is "ready for kindergarten." Florida is transitioning to FAST progress monitoring, beginning with the 2022-23 school year. A score of 690 on the FAST Star Early Literacy Assessment is equivalent to a score of 500 on the FLKRS Star Early Literacy assessment. Results are based on the first assessment administered to each student.

District Number	District Name	Fall 2023 FAST Kindergarten Results			VPK Completers (Attended 70% or more of VPK Program Hours)			Kindergarten Students that did not Attend VPK/Unmatched to a VPK Record		
		Number of Test Takers	Number "Ready for Kindergarten" (Scoring 690+ on FAST Star Early Literacy Assessment)*	Percentage "Ready for Kindergarten" (Scoring 690+ on FAST Star Early Literacy Assessment)*	Number of Test Takers	Number of VPK Completers "Ready for Kindergarten" (Scoring 690+ on FAST Star Early Literacy Assessment)*	Percentage of VPK Completers "Ready for Kindergarten" (Scoring 690+ on FAST Star Early Literacy Assessment)*	Number of Test Takers	Number "Ready for Kindergarten" (Scoring 690+ on FAST Star Early Literacy Assessment)*	Percentage "Ready for Kindergarten" (Scoring 690+ on FAST Star Early Literacy Assessment)*
00	Florida	186,417	95,494	51%	101,348	64,394	64%	65,520	23,780	36%
01	ALACHUA	1,934	1,016	53%	947	597	63%	686	314	46%
02	BAKER	351	143	41%	228	109	48%	90	24	27%
03	BAY	2,038	964	47%	683	416	61%	1,073	456	42%
04	BRADFORD	253	123	49%	124	75	60%	84	31	37%
05	BREVARD	5,008	3,045	61%	3,260	2,283	70%	1,245	542	44%
06	BROWARD	15,767	7,991	51%	8,498	5,527	65%	5,748	1,952	34%
07	CALHOUN	160	90	56%	51	39	76%	86	40	47%
08	CHARLOTTE	1,020	581	57%	532	361	68%	356	159	45%
09	CITRUS	1,054	460	44%	580	312	54%	368	116	32%
10	CLAY	2,597	1,545	59%	1,527	1,052	69%	785	364	46%
11	COLLIER	3,074	1,338	44%	1,505	865	57%	1,358	401	30%
12	COLUMBIA	801	417	52%	446	273	61%	251	103	41%
13	MIAMI-DADE	20,340	10,067	49%	11,401	6,676	59%	7,240	2,785	38%
14	DESO TO	266	68	26%	90	38	42%	148	23	16%
15	DIXIE	167	92	55%	79	51	65%	72	36	50%
16	DUVAL	9,457	4,333	46%	4,913	2,862	58%	3,405	1,112	33%
17	ESCAMBIA	2,759	1,366	50%	1,181	756	64%	1,270	487	38%
18	FLAGLER	853	454	53%	500	323	65%	261	93	36%
19	FRANKLIN	90	36	40%	33	19	58%	41	10	24%
20	GADSDEN	344	156	45%	178	105	59%	121	40	33%
21	GILCHRIST	241	118	49%	146	83	57%	72	26	36%
22	GLADES	142	79	56%	97	60	62%	28	14	50%
23	GULF	111	44	40%	48	27	56%	53	13	25%
24	HAMILTON	116	43	37%	45	25	56%	63	17	27%
25	HARDEE	333	114	34%	141	52	37%	152	44	29%
26	HENDRY	756	411	54%	304	162	53%	210	377	56%
27	HERNANDO	1,640	829	51%	925	575	62%	535	184	34%
28	HIGHLANDS	813	366	45%	394	206	52%	298	123	41%
29	HILLSBOROUGH	14,659	7,628	52%	7,742	5,061	65%	5,207	1,910	37%
30	HOLMES	220	89	40%	116	59	51%	80	19	24%
31	INDIAN RIVER	1,201	665	55%	682	432	63%	410	196	48%
32	JACKSON	526	216	41%	265	132	50%	199	58	29%
33	JEFFERSON	53	14	26%	1	1	100%	37	8	22%
34	LAFAYETTE	100	38	38%	51	23	45%	43	13	30%



Fall 2023 Florida Assessment of Student Thinking (FAST) Progress Monitoring 1 District Results

Note: *Per Rule 6M-8.601, F.A.C., adopted by the State Board of Education on May 16, 2018, a score of 500 or higher on the FLKRS Star Early Literacy assessment administered to kindergarten students during the first 30 days of the school year indicates a student is "ready for kindergarten." Florida is transitioning to FAST progress monitoring, beginning with the 2022-23 school year. A score of 690 on the FAST Star Early Literacy Assessment is equivalent to a score of 500 on the FLKRS Star Early Literacy assessment. Results are based on the first assessment administered to each student.

District Number	District Name	Fall 2023 FAST Kindergarten Results			VPK Completers (Attended 70% or more of VPK Program Hours)			Kindergarten Students that did not Attend VPK/Unmatched to a VPK Record		
		Number of Test Takers	Number "Ready for Kindergarten" (Scoring 690+ on FAST Star Early Literacy Assessment)*	Percentage "Ready for Kindergarten" (Scoring 690+ on FAST Star Early Literacy Assessment)*	Number of Test Takers	Number of VPK Completers "Ready for Kindergarten" (Scoring 690+ on FAST Star Early Literacy Assessment)*	Percentage of VPK Completers "Ready for Kindergarten" (Scoring 690+ on FAST Star Early Literacy Assessment)*	Number of Test Takers	Number "Ready for Kindergarten" (Scoring 690+ on FAST Star Early Literacy Assessment)*	Percentage "Ready for Kindergarten" (Scoring 690+ on FAST Star Early Literacy Assessment)*
00	Florida	186,417	95,494	51%	101,348	64,394	64%	65,520	23,780	36%
35	LAKE	3,378	1,912	57%	1,928	1,282	66%	1,100	480	44%
36	LEE	6,333	3,107	49%	3,188	2,024	63%	2,500	829	33%
37	LEON	2,211	1,182	53%	1,122	787	70%	780	288	37%
38	LEVY	398	192	48%	223	127	57%	128	45	35%
39	LIBERTY	88	46	52%	38	28	74%	42	15	36%
40	MADISON	166	87	52%	72	45	63%	75	32	43%
41	MANATEE	3,505	1,810	52%	1,950	1,301	67%	1,204	377	31%
42	MARION	2,971	1,462	49%	1,377	882	64%	1,147	401	35%
43	MARTIN	1,074	631	59%	722	503	70%	280	98	35%
44	MONROE	627	314	50%	354	214	60%	226	82	36%
45	NASSAU	868	460	53%	483	299	62%	290	116	40%
46	OKALOOSA	2,253	1,075	48%	1,158	736	64%	904	281	31%
47	OKEECHOBEE	440	172	39%	114	114	50%	164	43	26%
48	ORANGE	12,985	6,470	50%	7,202	4,603	64%	4,537	1,445	32%
49	OSCEOLA	4,381	1,965	45%	2,241	1,300	58%	1,720	533	31%
50	PALM BEACH	12,717	6,299	50%	7,403	4,629	63%	3,990	1,201	30%
51	PASCO	5,685	3,231	57%	3,600	2,423	67%	1,575	607	39%
52	PINELLAS	5,909	3,453	58%	3,637	2,556	70%	1,616	634	39%
53	POLK	7,815	3,437	44%	3,289	1,926	59%	3,519	1,148	33%
54	PUTNAM	676	302	45%	325	186	57%	242	82	34%
55	ST. JOHNS	3,142	2,155	69%	2,301	1,702	74%	651	348	53%
56	ST. LUCIE	2,949	1,384	47%	1,613	926	57%	957	299	31%
57	SANTA ROSA	1,859	1,100	59%	882	603	68%	820	427	52%
58	SARASOTA	2,703	1,544	57%	1,263	855	68%	1,159	542	47%
59	SEMINOLE	3,961	2,524	64%	2,609	1,926	74%	961	415	43%
60	SUMTER	664	365	55%	363	233	64%	232	102	44%
61	SUWANNEE	407	181	44%	187	108	58%	158	48	30%
62	TAYLOR	217	128	59%	108	72	67%	86	44	51%
63	UNION	196	90	46%	136	77	57%	46	9	20%
64	VOLUSIA	3,982	2,040	51%	2,415	1,481	61%	1,093	388	35%
65	WAKULLA	377	204	54%	184	118	64%	144	67	47%
66	WALTON	821	403	49%	355	235	66%	391	144	37%
67	WASHINGTON	253	126	50%	111	69	62%	106	41	39%
71	FL VIRTUAL	277	192	69%	31	21	68%	214	157	73%



Fall 2023 Florida Assessment of Student Thinking (FAST) Progress Monitoring 1 District Results

Note: *Per Rule 6M-8.601, F.A.C., adopted by the State Board of Education on May 16, 2018, a score of 500 or higher on the FLKRS Star Early Literacy assessment administered to kindergarten students during the first 30 days of the school year indicates a student is "ready for kindergarten." Florida is transitioning to FAST progress monitoring, beginning with the 2022-23 school year. A score of 690 on the FAST Star Early Literacy Assessment is equivalent to a score of 500 on the FLKRS Star Early Literacy assessment. Results are based on the first assessment administered to each student.

District Number	District Name	Fall 2023 FAST Kindergarten Results			VPK Completers (Attended 70% or more of VPK Program Hours)			Kindergarten Students that did not Attend VPK/Unmatched to a VPK Record		
		Number of Test Takers	Number "Ready for Kindergarten" (Scoring 690+ on FAST Star Early Literacy Assessment)*	Percentage "Ready for Kindergarten" (Scoring 690+ on FAST Star Early Literacy Assessment)*	Number of Test Takers	Number of VPK Completers "Ready for Kindergarten" (Scoring 690+ on FAST Star Early Literacy Assessment)*	Percentage of VPK Completers "Ready for Kindergarten" (Scoring 690+ on FAST Star Early Literacy Assessment)*	Number of Test Takers	Number "Ready for Kindergarten" (Scoring 690+ on FAST Star Early Literacy Assessment)*	Percentage "Ready for Kindergarten" (Scoring 690+ on FAST Star Early Literacy Assessment)*
00	Florida	186,417	95,494	51%	101,348	64,394	64%	65,520	23,780	36%
72	FAU LAB SCH	208	165	79%	146	116	79%	33	27	82%
73	FSU LAB SCH	209	157	75%	174	133	76%	26	18	69%
74	FAMU LAB SCH	32	23	72%	18	14	78%	6	4	67%
75	UF LAB SCH	57	42	74%	38	29	76%	16	10	63%
80	IDEA PUB SCH	379	125	33%	159	74	47%	140	30	21%



2024 EARLY LEARNING LEGISLATIVE SESSION WRAP UP

Fiscal Year 2024-25 Budget Highlights for Early Learning

\$1.7 billion for Early Learning programs

School Readiness (SR) Program Funding

- **\$1.2 billion** for SR – maintains current ELC level of funding and introduces New Funding

Current funding:

- \$70 million Gold Seal differentials
- \$40 million for SR Pay Differential Program
- \$30 million for SR Match Program, aligned to 70% State Median Income
- \$5 million Special Needs differentials
- \$950K for allocation of fraud restitution recoupment
- Authority to reallocate SR between coalitions with 14-day notice to House, Senate, and Governor's office

New funding:

- \$59.9 million in nonrecurring for SR Hold Harmless
- \$46.4 million in recurring GR for Provider Rate Increases
- \$40 million in nonrecurring placed in reserve for SR Expanded Services
- \$20 million in nonrecurring placed in reserve for SR Waitlist

- **\$34.3 million** for Partnerships for SR – maintains current levels and introduces New

Funding

- \$17 million for T.E.A.C.H.
 - Maintains current funding level in recurring funds; additional \$7 million in nonrecurring funds
 - **State level** contract with the Children's Forum
- \$4.5 million for Help Me Grow Florida Network
 - Maintains current funding level which includes \$1.8 million in recurring funds and Senate offers an additional \$2.7 million in nonrecurring funds
- \$3.9 million for HIPPY
 - Maintains current funding levels of \$1.4 million recurring and \$2.5 million nonrecurring
 - **State level** contract with University of South Florida
- \$3.5 million for implementation of SR program assessment and child assessment
 - Maintains current funding level in recurring funds; supports **state level** contracts for implementation (Teachstone, WELS, Brookes, QPS, and SR Regional Facilitator)
 - **State level** contract with the Children's Forum
- \$3 million for system of professional development
 - Maintains current funding level for **state level** contract (currently being competitively procured)

2024 EARLY LEARNING LEGISLATIVE SESSION WRAP UP

- \$700,000 for Jewish Pre-School Re-imagined & Young Adults
- \$500,000 for Florida Early Learning Corps Literacy Tutors
- \$500,000 for The Galileo Early Learning Center/Promoting Teacher Retention
- \$350,000 for Tiny Talkers Preschool Initiative
- \$325,000 for PEARLS
- \$71,000 for Brain Bag Literacy Program
- \$75,000 for Childcare Network Playgrounds for Military Communities - Bay County

Voluntary Prekindergarten Education Program

- \$434.1 million for VPK Program – **ELC level**
 - School Year BSA increases from \$2,941 to \$3,029
 - Summer BSA increases from \$2,511 to \$2,586
 - Increases administrative costs from 4% to 5% (HB 5101)
- \$4.9 million for VPK program assessments and regional facilitators – Maintains current nonrecurring funds
 - \$2.8 million for VPK Child Care Program Assessments – ELC level
 - \$1.2 million for VPK Public/Non-Public Schools Program Assessments – ELC level
 - \$900K for VPK regional facilitators – **state level** contracted staff
- \$4.1 million to establish the Summer Bridge Program – **school districts** (HB 5101)
 - VPK students scoring below the tenth percentile on CSPM
 - Four hours of instruction per day for a minimum of 100 total hours

Additional Budget Investments

- \$300,000 – Customer Service Satisfaction Survey
- \$23 Million – School Readiness Plus Program (funded through HB 1267)

Back of Bill Sections

- Revert and reappropriate unexpended balances of ARPA Discretionary funds (not including the \$315M Discretionary Grant Program) for uses authorized in the ARP Act
- Revert and reappropriate unexpended balances of the Hurricane Ian Child Care Disaster funds, pursuant to budget amendment EOG #B2024-B0290, for the same purpose

2024 EARLY LEARNING LEGISLATIVE SESSION WRAP UP

2024 Policy Highlights for Early Learning

Six bills passed this session directly impacting Early Learning

HB 5101 – Education Conforming Bill

- Revises School Readiness allocation methodology to be based on proportionate share of estimated full-time enrollment equivalents, adjusted by a rate index to account for approved provider reimbursement rates.
- Requires the Department to adopt and coalitions to implement a sliding fee scale that increases a parent's contribution as family income increases.
- Provides early learning literacy skill instructional support through a Summer Bridge Program to VPK students who exhibit a substantial deficiency and scored below the 10th percentile on the final administration of the progress monitoring assessment.
- Increases the VPK administration percentage by 1 percent for a total of 5 percent, allowing coalitions to better support quality initiatives for VPK accountability.
- Beginning with the 2023-2024 program year, requires the Department to adopt a methodology for calculating each private prekindergarten provider's and public school provider's performance metric.
- Beginning with 2024-2025 program year, requires the Department to assign a designation to private prekindergarten providers or public schools within 45 days after the conclusion of the program.

HB 1267 – Economic Self Sufficiency

- Creates School Readiness Plus Program to extend benefits for School Readiness families from 85% to 100% of the State Median Income.
- Requires early learning coalitions to administer the program.
- Requires early learning coalitions to provide access to the benefit management and career planning tool.
 - Requires coalitions to consider family income and a required parent copayment that increases in relation to the family income when establishing the subsidy for the program.
- Provides \$23 Million for implementation of the program, with 5% for administrative costs. Holds the funds in reserve upon submission of a detailed allocation plan developed by the department in collaboration with the early learning coalitions.

HB 1361 – Education

- New Worlds Scholarship Accounts
 - Expands eligibility for New Worlds Scholarship Accounts to children in the VPK program who exhibit substantial deficiency in early literacy or mathematics skills on most recent progress monitoring.



2024 EARLY LEARNING LEGISLATIVE SESSION WRAP UP

- Requires school districts and private prekindergarten providers to notify parents of eligible students of the process to request and receive a scholarship when providing progress monitoring results.
- New Worlds Reading Initiative
 - Names University of Florida Lastinger Center for Learning as the Administrator of the New Worlds Reading Initiative.
 - Requires the Department to provide named administrator with progress monitoring data for eligible PreK – 12 students within 30 days after close of each progress monitoring period.
- Creates New Worlds Tutoring Program to support school districts and schools in improving student achievement in reading and mathematics.
- Codifies the University of Florida Lastinger Center for Learning in Statute with directive to:
 - Develop & administer program to improve achievement outcomes in early learning, literacy and mathematics
 - Provide professional learning for educators to improve the quality of instruction in early learning, literacy and mathematics, to include development of competency-based micro-credentials provided at low or no-cost, on-line or in-person
 - Provide TA and support to districts and schools in improving student achievement
 - Conduct & publish research on teaching and learning in early learning, literacy and mathematics as well as professional learning for educators
 - Administer the newly created New Worlds Tutoring Program
 - Collaborate with school districts on implementation of AI digital learning programs and award grant funds to eligible recipients (\$2M)

SB 7002 – Deregulation/School District Finance, Facilities, Administration and Oversight

- Allows newly hired VPK teachers/personnel 45 days from the date of hire to complete the required early literacy courses.

SB 7004 – Deregulation/Assessment and Accountability, Instruction, and Education Choice

- Allows School Districts to contract with private voluntary prekindergarten providers for provision of the Summer VPK Program.
- Revises coalition plan submission to Department from every 2 years to every 3 years (to align with CCDF plan cycle).
- Includes VPK students in school districts student progression plans.
- Expands the allocation of remedial and supplemental instruction resources to VPK students who have deficiencies in early literacy and early math.
- Expands requirements pertaining to parental notification to students in public school VPK programs that exhibit substantial deficiencies in early literacy and early math skills based upon the results of the midyear or final administration of the CSPM.



2024 EARLY LEARNING LEGISLATIVE SESSION WRAP UP

- Revises the administration of CSPM in Summer VPK programs to 2 times during the program rather than 3.

HB 7073 – Taxation

- Creates Child Care Tax Credit Program:
 - Provides tax credits to taxpayers who operates an eligible child care facility for the taxpayer’s employees (tax credit in the amount of 50 percent of startup costs and \$300 a month for each eligible child enrolled, with maximum tax credit amounts established); OR
 - Provides tax credits to taxpayers who makes payments to an eligible child care facility in the name and for the benefit of an employee employed by the taxpayer (tax credit in the amount of 100% of eligible payments up to max of \$3600 a year per eligible child, with maximum tax credit amounts established).
 - Maximum amount of tax credits available for Fiscal Years 2024-25, 2025-26 and 2026-27 is \$5 Million.

Care Level	Duval				Escambia				Santa Rosa			
	July 1, 2022 Rates	2024-25 Proposed	Difference	% Increase	July 1, 2022 Rates	2024-25 Proposed	Difference	% Increase	July 1, 2022 Rates	2024-25 Proposed	Difference	% Increase
Center - INF	\$ 50.00	\$ 50.36	\$ 0.36	0.71%	\$ 33.00	\$ 48.60	\$ 15.60	32.10%	\$ 45.00	\$ 48.09	\$ 3.09	6.43%
Center - TOD	\$ 37.40	\$ 41.47	\$ 4.07	9.81%	\$ 25.50	\$ 39.79	\$ 14.29	35.91%	\$ 37.00	\$ 38.48	\$ 1.48	3.85%
Center -2YR	\$ 35.70	\$ 38.67	\$ 2.97	7.68%	\$ 24.65	\$ 36.79	\$ 12.14	33.00%	\$ 34.00	\$ 36.06	\$ 2.06	5.71%
Center - PR3	\$ 28.50	\$ 28.97	\$ 0.47	1.62%	\$ 21.00	\$ 29.00	\$ 8.00	27.59%	\$ 29.00	\$ 29.00	\$ -	0.00%
Center - PR4	\$ 27.75	\$ 27.75	\$ -	0.00%	\$ 20.43	\$ 28.00	\$ 7.57	27.04%	\$ 29.00	\$ 29.00	\$ -	0.00%
Center - PR5	\$ 27.75	\$ 27.75	\$ -	0.00%	\$ 20.43	\$ 27.00	\$ 6.57	24.33%	\$ 28.00	\$ 28.00	\$ -	0.00%
Center - SCH	\$ 16.51	\$ 22.66	\$ 6.15	27.14%	\$ 17.55	\$ 24.00	\$ 6.45	26.88%	\$ 25.00	\$ 25.00	\$ -	0.00%
LFCCH - INF	\$ 37.00	\$ 37.00	\$ -	0.00%	\$ 36.00	\$ 45.36	\$ 9.36	20.63%	\$ 38.00	\$ 38.00	\$ -	0.00%
LFCCH - TOD	\$ 27.20	\$ 30.44	\$ 3.24	10.64%	\$ 27.20	\$ 37.03	\$ 9.83	26.55%	\$ 32.00	\$ 38.48	\$ 6.48	16.84%
LFCCH - 2YR	\$ 25.50	\$ 28.77	\$ 3.27	11.37%	\$ 26.35	\$ 36.79	\$ 10.44	28.38%	\$ 31.00	\$ 36.06	\$ 5.06	14.03%
LFCCH - PR3	\$ 21.00	\$ 21.00	\$ -	0.00%	\$ 22.50	\$ 27.71	\$ 5.21	18.80%	\$ 30.00	\$ 30.00	\$ -	0.00%
LFCCH - PR4	\$ 20.25	\$ 20.60	\$ 0.35	1.70%	\$ 21.38	\$ 27.39	\$ 4.89	17.85%	\$ 30.00	\$ 30.00	\$ -	0.00%
LFCCH - PR5	\$ 20.25	\$ 20.25	\$ -	0.00%	\$ 21.58	\$ 26.83	\$ 5.45	20.31%	\$ 24.00	\$ 28.00	\$ 4.00	14.29%
LFCCH - SCH	\$ 13.21	\$ 15.93	\$ 2.72	17.07%	\$ 18.45	\$ 24.00	\$ 5.55	23.13%	\$ 23.00	\$ 23.00	\$ -	0.00%
RFCCH - INF		\$ 37.00	\$ 37.00	100.00%	\$ 27.90	\$ 44.95	\$ 17.05	37.93%	\$ 27.00	\$ 37.51	\$ 10.51	28.02%
RFCCH - TOD		\$ 30.44	\$ 30.44	100.00%	\$ 21.85	\$ 35.60	\$ 13.75	38.62%	\$ 24.00	\$ 36.50	\$ 12.50	34.25%
RFCCH - 2YR		\$ 28.77	\$ 28.77	100.00%	\$ 21.00	\$ 33.51	\$ 12.51	37.33%	\$ 24.00	\$ 34.17	\$ 10.17	29.76%
RFCCH - PR3		\$ 21.00	\$ 21.00	100.00%	\$ 17.58	\$ 25.16	\$ 7.58	30.13%	\$ 22.00	\$ 27.41	\$ 5.41	19.74%
RFCCH - PR4		\$ 20.60	\$ 20.60	100.00%	\$ 17.20	\$ 23.99	\$ 6.79	28.30%	\$ 22.00	\$ 26.24	\$ 4.24	16.16%
RFCCH - PR5		\$ 20.25	\$ 20.25	100.00%	\$ 17.20	\$ 22.09	\$ 4.89	22.14%	\$ 22.00	\$ 26.58	\$ 4.58	17.23%
RFCCH - SCH		\$ 15.93	\$ 15.93	100.00%	\$ 15.03	\$ 19.99	\$ 4.96	24.81%	\$ 22.00	\$ 22.00	\$ -	0.00%
Center - INF	\$ 41.00	\$ 41.00	\$ -	0.00%	\$ 34.00	\$ 36.92	\$ 2.92	7.91%	\$ 35.00	\$ 38.93	\$ 3.93	10.10%
Center - TOD	\$ 30.60	\$ 32.08	\$ 1.48	4.61%	\$ 29.00	\$ 31.08	\$ 2.08	6.69%	\$ 32.00	\$ 32.00	\$ -	0.00%
Center -2YR	\$ 28.69	\$ 30.07	\$ 1.38	4.59%	\$ 27.80	\$ 29.06	\$ 1.26	4.34%	\$ 30.00	\$ 30.00	\$ -	0.00%
Center - PR3	\$ 22.50	\$ 22.50	\$ -	0.00%	\$ 24.00	\$ 24.00	\$ -	0.00%	\$ 25.20	\$ 25.20	\$ -	0.00%
Center - PR4	\$ 22.50	\$ 22.50	\$ -	0.00%	\$ 23.00	\$ 23.00	\$ -	0.00%	\$ 25.20	\$ 25.20	\$ -	0.00%
Center - PR5	\$ 23.10	\$ 23.10	\$ -	0.00%	\$ 22.00	\$ 22.00	\$ -	0.00%	\$ 25.20	\$ 25.20	\$ -	0.00%
Center - SCH	\$ 14.41	\$ 14.41	\$ -	0.00%	\$ 18.05	\$ 18.05	\$ -	0.00%	\$ 19.00	\$ 19.00	\$ -	0.00%
LFCCH - INF	\$ 30.00	\$ 35.86	\$ 5.86	16.34%	\$ 29.00	\$ 35.86	\$ 6.86	19.13%	\$ 29.00	\$ 35.86	\$ 6.86	19.13%
LFCCH - TOD	\$ 22.10	\$ 29.05	\$ 6.95	23.92%	\$ 23.25	\$ 29.05	\$ 5.80	19.97%	\$ 21.25	\$ 24.85	\$ 3.60	14.49%
LFCCH - 2YR	\$ 21.25	\$ 27.80	\$ 6.55	23.56%	\$ 22.25	\$ 23.57	\$ 1.32	5.60%	\$ 21.25	\$ 21.25	\$ -	0.00%
LFCCH - PR3	\$ 18.00	\$ 18.00	\$ -	0.00%	\$ 18.00	\$ 18.36	\$ 0.36	1.96%	\$ 18.00	\$ 18.00	\$ -	0.00%
LFCCH - PR4	\$ 18.00	\$ 18.00	\$ -	0.00%	\$ 17.30	\$ 23.00	\$ 5.70	24.78%	\$ 17.25	\$ 17.25	\$ -	0.00%
LFCCH - PR5	\$ 18.00	\$ 18.00	\$ -	0.00%	\$ 17.00	\$ 20.63	\$ 3.63	17.60%	\$ 16.50	\$ 16.50	\$ -	0.00%
LFCCH - SCH	\$ 11.00	\$ 11.63	\$ 0.63	5.42%	\$ 15.50	\$ 15.50	\$ -	0.00%	\$ 16.50	\$ 16.50	\$ -	0.00%
RFCCH - INF		\$ 32.19	\$ 32.19	100.00%	\$ 21.05	\$ 31.05	\$ 10.00	32.21%	\$ 19.50	\$ 29.50	\$ 10.00	33.90%
RFCCH - TOD		\$ 28.30	\$ 28.30	100.00%	\$ 19.00	\$ 28.30	\$ 9.30	32.86%	\$ 16.50	\$ 24.85	\$ 8.35	33.60%
RFCCH - 2YR		\$ 25.92	\$ 25.92	100.00%	\$ 17.00	\$ 23.57	\$ 6.57	27.87%	\$ 16.50	\$ 21.25	\$ 4.75	22.35%
RFCCH - PR3		\$ 18.00	\$ 18.00	100.00%	\$ 15.00	\$ 18.36	\$ 3.36	18.30%	\$ 15.00	\$ 15.00	\$ -	0.00%
RFCCH - PR4		\$ 18.00	\$ 18.00	100.00%	\$ 14.00	\$ 20.73	\$ 6.73	32.47%	\$ 15.00	\$ 15.00	\$ -	0.00%
RFCCH - PR5		\$ 18.00	\$ 18.00	100.00%	\$ 14.00	\$ 20.15	\$ 6.15	30.52%	\$ 15.00	\$ 15.00	\$ -	0.00%
RFCCH - SCH		\$ 11.63	\$ 11.63	100.00%	\$ 13.00	\$ 13.00	\$ -	0.00%	\$ 15.00	\$ 15.00	\$ -	0.00%

FULL TIME

PART TIME